




# Wisconsin Dells Community Orientation

- Your Sponsor
- Personal Safety
- Outdoor Safety
- Pedestrian and Bike Safety
- Fire and Extreme Weather
- Banking and Documents
- Culture Shock

# YOUR SPONSOR is responsible HEALTH, SAFETY & WELFARE




YOUR SUPPORT TEAM



24 HR EMERGENCY ASSISTANCE

# STAY CONNECTED WITH YOUR SPONSOR





REGISTER  
FOR SEVIS

---



REPORT  
YOUR 2<sup>ND</sup>  
JOB

---



TELL US  
YOUR NEW  
ADDRESS



CHECK IN  
MONTHLY



# MEDICAL CARE

- IF YOU GO TO THE CLINIC, BRING YOUR INSURANCE CARD
- CONTACT YOUR SPONSOR IF YOU HAVE A MEDICAL ISSUE OR QUESTION ABOUT COVERAGE
- 3 CLINICS IN TOWN
- EMERGENCY CARE IN BARABOO, DO NOT GO THERE UNLESS IT'S REALLY AN EMERGENCY

# CONSENT

Consent is knowingly giving permission for someone to have sexual contact with you.

## **When consent cannot be given:**

- Intoxication
- Under the age of 18
- Position of authority (boss, manager, teacher, etc.)

## **How to ask for consent:**

- “Is it okay if I.....?”
- “Are you comfortable with.....?”
- “Do you want to slow down/go any further?”

**Consent looks different to everybody, so be sure to clarify!**



**HOPEHOUSE**  
of South Central Wisconsin

1-608-356-7500 or 1-800-584-6790

CONSENT IS LIKE TEA VIDEO

<https://www.blueseatstudios.com/consent>





# SAFETY

## Keep your personal information to yourself

- Financial (debit card, credit card, cash)
- Identifying information (address, ID card, Social Security #, etc.)

## Personal Safety

- Don't walk alone
- Don't go home with people you don't know
- Ask for consent
- Don't accept drinks/drugs from people you don't know or trust



# WISCONSIN RIVER

The Wisconsin River can be dangerous

- Hidden Drop-offs
- Rapid under-current (like a riptide)

**DO NOT** swim in the river. A lake is much safer.

**Drownings** – Wear a personal flotation device (PFD). Personal flotation devices will keep you on top of the water if you do experience a drop-off or step in a deep hole.



EMERGENCY?

DIAL 9-1-1

(WORKS FROM ANY PHONE, EVEN IF YOU DON'T HAVE A U.S. PLAN)

**SAFETY**

- ❖ Know how to swim
- ❖ Never swim alone
- ❖ If in doubt, don't go out

For more information watch Wisconsin Dells Water Safety video at [wisdells.com/safety-videos](https://www.wisdells.com/safety-videos)

Wisconsin Dells  
**WATER SAFETY**

# DROWNING DOESN'T LOOK LIKE DROWNING



There is very little splashing, no waving, and no yelling or calls for help of any kind.

Drowning is often quiet and hard to detect. It is the number 2 cause of accidental death in children ages 15 and under. Many children have been known to drown just yards from their parents.

This doesn't mean that a person yelling for help or thrashing isn't in real trouble either.

\*information taken from article on [slate.com](http://slate.com) and [mariovitton.com](http://mariovitton.com)



# THE ELEMENTS

## HELLO, MOTHER NATURE!



### Mosquitos and Ticks

Don't forget the insect repellent!  
Check for ticks, they carry Lyme's disease. Bullseye rash or fever are the most prominent symptoms.



### Poison Ivy, Poison Sumac, Poison Oak

Grow as a small creeping plant, a climbing Vine or as a shrub.

Leaves of 3, LET IT BE!





# PEACE & ORDER

- Police officers are your friends; they are here to help. However, they will write tickets to keep you safe (rolling through stop signs, no lights, etc.)

## Alcohol

- The drinking age is 21.
- No open bottles of alcohol allowed in public.
- Don't buy for others under the age of 21.

## Noise

- Noise levels at parties.
- Be good neighbors and roommates.



# PEDESTRIAN RULES



- Use sidewalks and crosswalks!
- Wear reflective or bright clothes at night!
- If no sidewalk – then walk facing traffic.
- Do not text and walk!
- Do not hitchhike!
- Do **not** walk on the interstate!


In U.S. – pedestrians do NOT always have the right of way. American drivers often think that cars do the driving, and it is the responsibility of bikes and pedestrians to keep an eye out.

In Wisconsin Dells the drivers are on vacation, distracted and staring at the waterslides – they're not paying full attention to the road.



# BIKE SAFETY

- Legally bikes must have reflectors and a front light at night.
- Flashing red light on the back of the bike at night.



# BIKE SAFETY


- No drinking alcohol or texting while riding
- A bicycle must obey traffic rules for cars and travel in the same direction
- STOP AT STOP SIGNS!
- Use bike lanes downtown
- On Hwy 12, allowed to use sidewalk
- Wear a helmet, most Americans do – You'll fit in!
- Be CAREFUL when buying a used bike. Make sure the brakes work
- Legally, it must have reflectors and a front light at night
- Flashing red light on back at night
- Do not ride bikes on the Interstate Highway
- Use CAUTION on the hill outside of The Original Wisconsin Ducks. Many accidents happen here.



For more information watch Wisconsin Dells Safety Videos at [wisdells.com/safety-videos](http://wisdells.com/safety-videos)



# CHARGE YOUR DEVICE THE SAFE WAY



- Charge your device on a solid surface such as a table, desk or shelf
- Use the right charger for the product
- Check for a UL stamp





# HOUSING SAFETY

## SAFE COOKING

- Only cook in designated areas, NEVER leave cooking equipment unattended when in use!
- Keep cooking equipment clean. Built up grease can cause a fire.

## SMOKING

- Smoking is NOT ALLOWED inside any dorm, hotel or licensed housing facility
- Smoke at least 5 feet away from the building and discard properly
- PUT IT OUT – ALL THE WAY - EVERYTIME

## ELECTRICAL SAFETY

- Space heaters, halogen lamps, mobile devices (phones, tablets, laptops) are the source of many dorm fires
- DO NOT overload power strips, extension cords or electrical outlets
- Try to plug directly into the wall outlet



# HOUSING SAFETY continued

- Candles or other types of open flame devices are not allowed and can be very dangerous.
- Be sure to check the lint trap in the dryer before every use, and clear out after each drying cycle.
- If a Carbon Monoxide alarm or Smoke alarm activates in your unit, evacuate the building and call 9-1-1. Be prepared to give the dispatcher your name, address and tell them what happened.
- Carbon Monoxide is a colorless, odorless gas that can make you sick and can potentially cause death at high levels.
- Know the location of the nearest fire extinguisher and how to use it in case of a small fire. Call 9-1-1, activate the fire alarm BEFORE an attempt is made to extinguish the fire. Keep your eyes on your exit at all times.



# FIRE ALARMS & SAFETY

---

- When you hear this, you need to get out of the building until the Fire Department says it is safe to re-enter.
- It might not be someone cooking that set off the alarms.

# FIRE SAFETY continued





# FIRE SAFETY continued

- This is why you **ALWAYS** evacuate when the alarms go off. Fires these days burn faster and hotter, reducing your time to get out!



# SEVERE WEATHER

Severe weather does occur occasionally in Wisconsin. It is best to be prepared in the event of a Severe Thunderstorm, or Tornado. Weather sites such as AccuWeather, The Weather Channel or Weather Underground are great sources and offer apps for your phone that will alert you when severe weather is on the way.



- Know where the nearest storm shelter is located.
- If you are home, go to the lowest floor, small center room (like a bathroom or closet), under a stairwell or in an interior hallway with no windows.
- Crouch as low as possible to the floor, facing down; and cover your head with your hands.





# KEEP YOUR MONEY SAFE!

---

- **PUT YOUR MONEY IN THE BANK!**
- Do not keep large sums of money on you or in your residence. Have your money wired to your home account when you leave.
- Use a debit or bank card, do not tell anyone your pin number.

# DON'T BE A VICTIM

- Open bank accounts and put your money in the bank
- Lock up your personal property – Tablets, bikes, and travel documents
- Have copies of your passport and visa and make sure they are in a secure location at all times
- If you like it.... LOCK IT!

## Scam scenarios to watch out for:

Sell you a bike or car and offer to buy it back from you at the end of the summer. You won't find that person again.

Offer to pay you for your Social Security number because they need it to get money wired over for a friend that doesn't have a number, etc...

Offer to drive you to Walmart, hangs out at your housing, often will be from your home country and then offers you a great job in Chicago making tons of money!





# KEEP YOUR DOCUMENTS SAFE!

- NEVER give your documents to anyone. Make a copy of your passport and visa and keep it in a safe place other than with your documents.
- **It is illegal for anyone to take your documents from you - \*unless they are law enforcement.**
- Report lost or stolen documents to the Police.



# Wisconsin Dells/Lake Delton International Student Handbook

## HANDBOOK

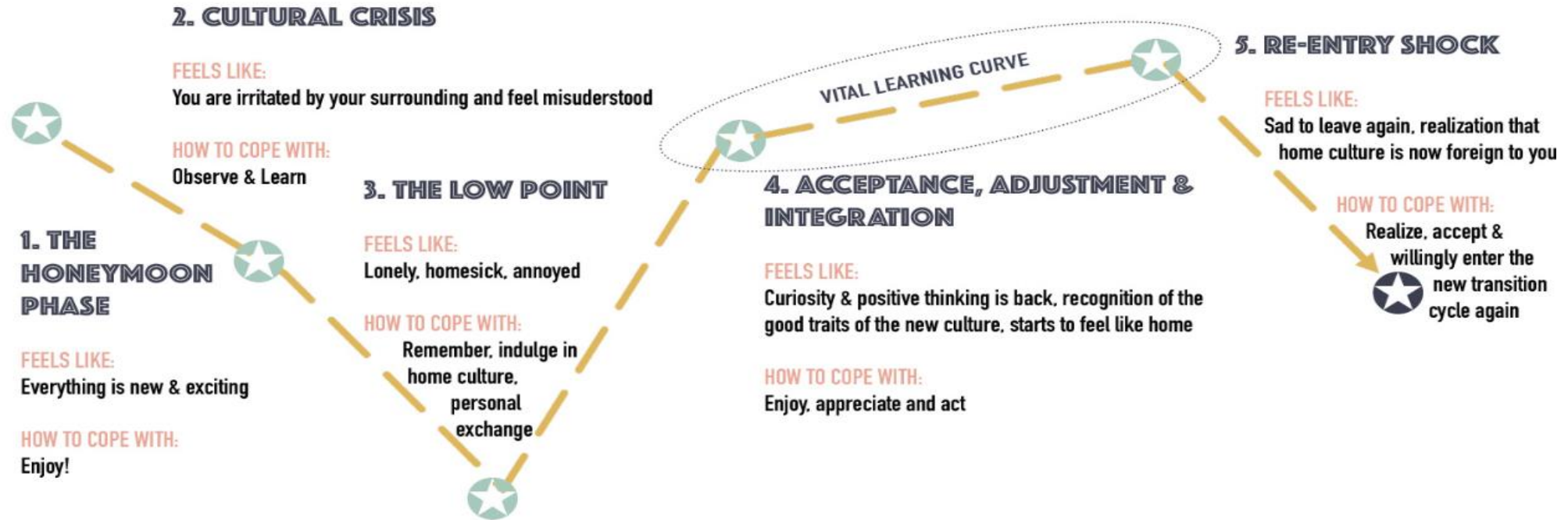
---

- Medical Centers
- Banking Information
- Transportation
- Weather Related Preparedness
- Housing
- Free Meals
- Cultural Events
- Rules and Regulations
- Sponsor Contact Information





# THE 5 PHASES OF CULTURE SHOCK



# CULTURE SHOCK CYCLE

- Emotional roller coaster
- New food, new country, new culture, new language
- First 2 weeks it's exciting, and a little scary
- Then - you may have moments of boredom or dislike the differences here
- That's normal - most people experience this disorientation when living in another culture
- You will find your comfort zone
- You will end the summer with a life-altering, positive experience!
- Please contact your sponsor if you are experiencing difficulties. We are here to help!

For more information watch  
Wisconsin Dells Kindness & Culture  
video at [wisdells.com/safety-videos](https://www.wisdells.com/safety-videos)





# Find us on Facebook

[WWW.FACEBOOK.COM/DELLSJ1s](http://WWW.FACEBOOK.COM/DELLSJ1s)

Cultural Events, Local Information & More!!



HAVE FUN!!!

- Please use your contacts if you have any problems at all
- Thank you for coming to Wisconsin Dells this summer!